

**We Can! Student Book 2**  
1<sup>st</sup> Edition

Published by McGraw-Hill ESL/ELT, a business unit of The McGraw-Hill Companies, Inc., 1221 Avenue of the Americas, New York, NY 10020.  
Copyright © 2009 by The McGraw-Hill Companies, Inc. All rights reserved.  
No part of this publication may be reproduced or distributed in any form or by any means, or shared in a database or retrieval system, without the prior written consent of The McGraw-Hill Companies, Inc., including, but not limited to, in any network or other electronic storage or transmission, or broadcast for distance learning.

ISBN 10: 0-07-719155-2 (USE)  
ISBN 10: 0-07-719501-9 (USE) (Student Book & CD Pack)  
ISBN 10: 0-07-127960-1 (ISE)  
ISBN 10: 0-07-127967-9 (ISE) (Student Book & CD Pack)

ISBN 13: 978-0-07-719155-9 (USE)  
ISBN 13: 978-0-07-719501-4 (USE) (Student Book & CD Pack)  
ISBN 13: 978-0-07-127960-4 (ISE)  
ISBN 13: 978-0-07-127967-3 (ISE) (Student Book & CD Pack)

**Series consultant: Mayumi Tabuchi**

**Project manager:** Judy MacDonald  
**Development editor:** Steve Longworth  
**Editor:** Anne Tseng  
**Production manager:** Alfonso Reyes  
**Designer:** Kate Vandestadt, Vandestadt Design  
**Design supervision:** Peter Shaw  
**Cover:** Eleazar Maldonado and Peter Shaw  
**Illustrations:** Bettina Guthridge, Sue King, Chantal Stewart and Gaston Vanzet  
**Cover photograph:** David Johns Photography



INTERNATIONAL EDITION ISBN 0-07-127960-1  
Copyright © 2009. Exclusive rights by The McGraw-Hill Companies, Inc. for manufacture and export. This book cannot be re-exported from the country to which it is sold by McGraw-Hill.  
The International Edition is not available in North America.


6 7 8 9 0 CTP MPM 20 15 14 13 12

Printed in Singapore

The McGraw-Hill Companies

# Contents

<b>Syllabus</b>		iv
<b>Introduction</b>		2
<b>Unit 1</b>	Feelings	4
<b>Unit 2</b>	Things We Wear	12
<b>Unit 3</b>	Things We Do	20
<b>Review 1</b>	Units 1–3	28
<b>Unit 4</b>	Beautiful Nature	30
<b>Unit 5</b>	Wild Animals	38
<b>Unit 6</b>	From Here to There	46
<b>Review 2</b>	Units 4–6	54
<b>Unit 7</b>	My House	56
<b>Unit 8</b>	My Things	64
<b>Review 3</b>	Units 7–8	72
<b>More Fun 1</b>	Saint Patrick's Day	74
<b>More Fun 2</b>	Valentine's Day	75
<b>Word List</b>		76





# Introduction: Classroom English



1 Listen and point.





## Unit 2 Things We Wear

### Talk Time




1 Listen and point.



2 Practice the talks in pairs.

3 Act out the talks in pairs.



## Fun Time!

**Grammar Toolbox**  
 It's my hat. → It's mine.  
 It's not my hat. → It's not mine.

4 Whose ... Is This?

Ask your classmates about people's belongings.



### I Can ...

- ask "Whose ... is this?"
- meet someone and say "I like your ..."





## Phonics



1 Listen, read, and say.

### P and B Jingles

**P** says p, p, puppy.


says p, p, pen.

says p, p, piano.

**B** says b, b, bear.

says b, b, banana.

says b, b, bed.



2 Color the voiced letter in green and the unvoiced letter in yellow.



P

B




## Fun Time!



3 Does It Move?

Hold a tissue in front of your mouth and say the words.



### I Can ...

- tell if the words start with p or b.
- say two words that begin with p and two words that begin with b.





# Review 1: Units 1-3



1 Listen and write the number next to the correct picture.



2 Look at pages 10 and 11 and write the small alphabet letters.




3 Listen and circle the correct letter, A, B, or C.



4 Listen and answer.





## Phonics




1 Listen and write a, e, or i.

10

1. t \_ \_ n

2. d \_ \_ g



3. b \_ \_ d


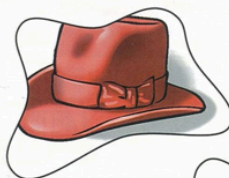
4. h \_ \_ t




5. b \_ \_ g

2 Read and match.

1. a fat cat



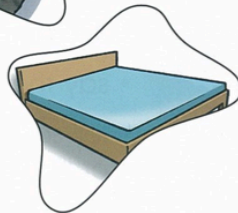
2. a big bed



3. ten hens



4. a red hat



5. six pens

## Fun Time!




3 Picture Puzzle

Write five words from the pictures.

1. \_\_\_\_\_ 2. \_\_\_\_\_ 3. \_\_\_\_\_

4. \_\_\_\_\_ 5. \_\_\_\_\_



I Can ...

- read five three-letter words.
- write three words with a, e, or i in them.





## More Fun 1: Saint Patrick's Day



### 1 Let's Have a Green Parade!

1. Wear something green to class.
2. Form one or two lines.
3. Have a parade around the class.



### 2 Find Something Green.

1. Stand up!
2. Quickly find something green in the classroom.  
Go! Go! Go!
3. Take turns to show and tell, saying "This is a green ..."



### 3 Dance the Jig and Freeze!



## More Fun 2: Valentine's Day



### 1 Sing.

*Be My Valentine*

*Be my Valentine, be my Valentine.*

*Here's a card, here's a card.*

*You're my best friend.*

*You're my best friend.*

*Because you are. Because you are.*

### 2 Valentine's Heart-matching Game

